

Geographic variation in Bar-headed Geese *Anser indicus*: connectivity of wintering areas and breeding grounds across a broad front

JOHN Y. TAKEKAWA^{1*}, SHANE R. HEATH², DAVID C. DOUGLAS³,
WILLIAM M. PERRY⁴, SALIM JAVED⁵, SCOTT H. NEWMAN⁶,
RAJENDRA N. SUWAL⁷, ASAD R. RAHMANI⁸,
BINOD C. CHOUDHURY⁹, DIANN J. PROSSER², BAOPING YAN¹⁰,
YUANSHENG HOU¹¹, NYAMBAYAR BATBAYAR^{12,13},
TSEVEENMAYADAG NATSAGDORJ¹³, CHARLES M. BISHOP¹⁴,
PATRICK J. BUTLER¹⁵, PETER B. FRAPPELL¹⁶,
WILLIAM K. MILSOM¹⁷, GRAHAM R. SCOTT¹⁷, LUCY A. HAWKES¹⁴
& MARTIN WIKELSKI¹⁸

¹U. S. Geological Survey, Western Ecological Research Center,

San Francisco Bay Estuary Field Station, 505 Azuar Drive, Vallejo, CA 94592, USA.

²U. S. Geological Survey, Patuxent Wildlife Research Center, Beltsville Lab, BARC-East,
Building 308, 10300 Baltimore Avenue, Beltsville, MD 20705, USA.

³U. S. Geological Survey, Alaska Science Center, 3100 National Park Road,
Juneau, AK 99801, USA.

⁴U. S. Geological Survey, Western Ecological Research Center, Dixon Field Station,
6924 Tremont Road, Dixon, CA 95620, USA.

⁵Environment Agency – Abu Dhabi, PO Box 45553, Abu Dhabi, UAE.

⁶United Nations Food and Agriculture Organization, EMPRES Wildlife Unit,
Emergency Centre for Transboundary Animal Diseases,
Animal Production and Health Division, Rome 00153, Italy.

⁷Nepal Nature, Box 21218, Kathmandu, Nepal.

⁸Bombay Natural History Society, Hornbill House, S. B. Singh Road, Mumbai 40023, India.

⁹Wildlife Institute of India, Box 18, Chandrabani, Dehradun 248001, India.

¹⁰Chinese Academy of Sciences, Computer Network Information Center,
Beijing 10010, China.

¹¹Qinghai Lake National Nature Reserve, 25 Xichuan Nan Road, Xining 810003, China.

¹²Wildlife Science and Conservation Center, Undram Plaza 404,
Bayanzurkh District Ulaanbaatar 210351, Mongolia.

¹³Ornithological Laboratory, Institute of Ornithology, Mongolian Academy of Sciences,
Ulaanbaatar 210351, Mongolia.

¹⁴Bangor University, School of Biological Sciences, Brambell Laboratories, Deiniol Road,
Bangor, Gwynedd LL57 2UW, UK.

¹⁵School of Biosciences, University of Birmingham, Birmingham B15 2TT, UK.

¹⁶University of Tasmania, Private Bag 03, Hobart, Tasmania 7001, Australia.

¹⁷Department of Zoology, University of British Columbia, 6270 University Boulevard, Vancouver, BC, Canada.

¹⁸Max Planck Institute for Ornithology, Schlossallee 2, Radolfzell, Germany.

*Correspondence author. E-mail: john_takekawa@usgs.gov

Abstract

The connectivity and frequency of exchange between sub-populations of migratory birds is integral to understanding population dynamics over the entire species' range. True geese are highly philopatric and acquire lifetime mates during the winter, suggesting that the number of distinct sub-populations may be related to the number of distinct wintering areas. In the Bar-headed Goose *Anser indicus*, a species found exclusively in Central Asia, the connectivity between breeding and wintering areas is not well known. Their migration includes crossing a broad front of the Himalaya Cordillera, a significant barrier to migration for most birds. Many Bar-headed Geese fly to breeding areas on the Tibetan-Qinghai Plateau (TQP), the highest plateau in the world. From 2005–2008, 60 Bar-headed Geese were captured and marked with satellite transmitters in Nepal ($n = 2$), India ($n = 6$), China ($n = 29$), and Mongolia ($n = 23$) to examine their migration and distribution. Distinct differences were observed in their migration corridors and timing of movements, including an apparent leap-frog migration pattern for geese from Mongolia. Measurements of geese from Mongolia were larger than their counterparts from China, providing some evidence of morphological differences. Alteration of habitats in China, including the warming effects of climate change on glaciers increasing runoff to TQP wetlands, may be changing goose migration patterns and timing. With the exception of one individual, all geese from Qinghai Lake, China wintered in the southern TQP near Lhasa, and their increasing numbers in that region may be related to the effects of climate change and agricultural development. Thus, our findings document both morphological and geographical variation in sub-populations of Bar-headed Geese, but their resilience to environmental change may be lost if migratory short-stopping results in larger congregations restricted to a smaller number of wintering areas.

Key words: Anserini, Central Asian Flyway, Himalaya, migration, satellite telemetry.

Delineation of discrete sub-populations of species is a critical step towards conserving geographically distinct morphological, behavioural, and ecological traits (Moritz 1994), which are often necessary precursors

for species evolution (Endler 1977; Zink 1989). Defining sub-populations based on geographic variation for migratory species has proven challenging due to variable rates of gene flow among highly mobile species

(Syroechkovsky *et al.* 1994) and difficulties in linking genetic variation with behavioural and demographic variation within populations (Bensch *et al.* 1999; Paetkau 1999; Lovette *et al.* 2004; Iverson & Esler 2006). For waterfowl, the wintering areas, migration pathways, and breeding grounds of many species are poorly known (Ely & Takekawa 1996), and identifying these for sub-populations, as well as the strength of migratory connectivity and frequency of exchange between population segments, is integral to understanding population dynamics over a species' annual cycle (Syroechkovsky *et al.* 1994; Esler 2000; Webster *et al.* 2002; Iverson & Esler 2006). Identifying geographic variation among sub-populations of migratory species allows for the designation of management units (Moritz 1994) on a smaller scale than could otherwise be determined (Milot *et al.* 2000) and results in more effective conservation strategies.

Geese (tribe Anserini) are long-lived, and unlike most avian species, exhibit male-biased dispersal and female philopatry (Robertson & Cooke 1999). Mate choice often does not occur on the breeding ground, but during winter or the spring migration, and often results in permanent pair bonds (Ganter *et al.* 2005). If numerous breeding populations share wintering sites during the non-breeding season, or demonstrate weak migratory connectivity, gene flow is expected to be high because mated males will follow the females to their natal nesting sites (Avisé *et al.* 1992; Ely & Scribner 1994). Conversely, if wintering areas and migratory flyways of breeding populations are spatially or temporally

isolated, there would be limited exchange of individuals and demographically independent sub-populations could arise (Esler 2000; Ruokonen *et al.* 2000). Individuals of segregated sub-populations may develop behavioural and morphological adaptations unique to their specific wintering or breeding habitats and migration pathway (Webster *et al.* 2002), as well as local knowledge of patchy food resources and refuges (Robertson & Cooke 1999). As a result, sub-populations may merit unique conservation designation and management in order to preserve biologically relevant traits (*e.g.* Whooping Cranes *Grus americana* in North America; Glenn *et al.* 1999).

The Bar-headed Goose *Anser indicus* is a monotypic species with a global population of < 60,000 individuals in the wild (Miyabayashi & Mundkur 1999, updated in 2005). Bar-headed Geese breed in selected wetlands on the high plateaus of central Asia (Fig. 1a), exhibiting a discontinuous breeding range across a broad front extending more than 3,500 km from Kyrgyzstan to central China, and as far north as Mongolia (Wurdinger 2005). More than 25% of the world population winters on the southern Tibetan-Qinghai Plateau (TQP; Bishop *et al.* 1997), while India is a winter terminus for another 25–50% of the population (Fig. 1b; Javed *et al.* 2000). The Himalayan Cordillera presents a formidable barrier to avian migration (Miyabayashi & Mundkur 1999; Javed *et al.* 2000; Johansson *et al.* 2007), as the majority of passes through the Himalayas are > 5,000 m above sea level. Bar-headed Geese are believed to be one of the highest flying birds and



Figure 1. Summary of reported (a) breeding and (b) wintering locations for Bar-headed Geese (adapted from Miyabayashi & Mundkur 1999). Relative numbers of wintering geese are indicated by the size of the circle.

possess unique physiological traits adapted for sustaining flight at high altitude (Ward *et al.* 2002; Scott & Milsom 2007; Lee *et al.* 2008). Individuals marked with satellite transmitters have been confirmed to fly over the Himalayas (Javed *et al.* 2000), and geese have been observed flying over Mount Everest ($> 9,000$ m; Swan 1970). However, few empirical data exist about the migration ecology of Bar-headed Geese and the specific pathways used to cross the Himalayas. If different routes are commonly used by different segments of the population, the Himalayas may serve as a coarse filter that would contribute to the formation of geographic sub-populations.

Bar-headed Geese may be vulnerable to population declines as a result of wetland loss in over-wintering areas (Foote *et al.* 1996), severe climate change-induced habitat alteration on portions of their breeding range (Wang *et al.* 2008; Xu *et al.* 2008), hunting pressure (Green 1992; Gole 1997), and susceptibility to emerging infectious diseases such as highly pathogenic avian influenza H5N1 (Chen *et al.* 2005; Brown *et al.* 2008). Determining if geographic variation occurs in migratory movements of the Bar-headed Goose will contribute to identifying appropriate management strategies to conserve unique population segments. Here, we present results for Bar-headed Geese marked with satellite transmitters from four different countries in the Central Asian Flyway. Their migration ecology is described, and this example is used to review implications of geographic variation among sub-populations.

Methods

Capture sites

Bar-headed Geese were captured in China, India, Mongolia, and Nepal. The specific areas included: 1) China (Fig. 2a) – Qinghai Lake National Nature Reserve ($36^{\circ}49'N$, $99^{\circ}49'E$) is located in the northeast of TQP, 280 km west of Xining in Qinghai Province (Liu *et al.* 2004). Qinghai Lake is the largest (526 km²) saltwater lake in China at an elevation of $3,193$ m. It is an important migration area for waterbirds in the Central Asian Flyway as well as the world's largest known breeding area for Bar-headed Geese; 2) India (Fig. 2b) – Keoladeo National Park ($27^{\circ}9'N$, $77^{\circ}30'E$) is west of Bharatpur in the state of Rajasthan, 50 km west of Agra and 178 km northeast of Jaipur (Gopal 1994). The 29 km² area was originally developed as a waterbird area for hunting in 1899 by the Majoraja of Bharatpur (Vijayan 1988). A man-made wetland in the floodplain of the Gambhir and Banganga River, inundation occurs during October, drops through the winter and then quickly dries from March through June (Middleton 1989); 3) Mongolia (Fig. 2c) – Terkhiin Tsagaan Lake ($48^{\circ}8'N$, $99^{\circ}38'E$) is a freshwater body situated within a $77,267$ ha national park at high altitude in the Khangai mountainous regions of Taryat Soum in Arkhangai Aimag, central Mongolia; and 4) Nepal (Fig. 2d) – Chitwan National Park ($27^{\circ}30'N$, $84^{\circ}30'E$) is the oldest national park in Nepal, located 10 km west of Bharatpur in the sub-tropical Terai lowlands of southcentral Nepal. The 932 km² area is bisected by floodplains of the Narayani




Figure 2. Capture and marking of Bar-headed Geese took place in four countries: (a) Qinghai Lake in China (breeding grounds); (b) Keoladeo National Park in India (wintering area); (c) Terkhiin Tsagaan Lake in Mongolia (moulting site); (d) Chitwan National Park in Nepal (wintering area); and (e) drive-trap captures in Mongolia; and (f) recording measurements in Nepal.

River and provides habitat for more than 450 species of birds.

Capture and marking

A total of 60 individuals were caught and marked at Qinghai Lake (March 2007 and September 2007, $n = 29$), Keoladeo Ghana (February 2005, $n = 6$), Royal Chitwan (February 2005, $n = 2$), and Terkhiin Tsagaan Lake (July 2008, $n = 23$). Geese were captured with leg nooses consisting of monofilament loops attached to wooden sticks connected with nylon cord in lines of 50–100 nooses, or they were captured during the moult by herding them into a drive-trap (Fig. 2e). Upon capture, geese were immediately removed, placed in individual cloth bags, and processed to record sex, age, weight, mass, flat wing, and diagonal tarsus (Fig. 2f). Selected individuals were marked with 30–70 g battery or solar-powered Platform Terminal Transmitters (PTTs: Microwave Telemetry, Inc., Columbia, MD, USA) attached with Teflon harnesses (Bally Ribbon Mills, Bally, PA, USA) or glued to plastic neck collars (three in India, one in Nepal). Transmitter packages weighed 2.1–3.0% of the goose's body mass. Geese were released as close to capture locations as possible, typically within 1–4 h of capture. Procedures for capture, handling, and marking were reviewed and approved by the Animal Care and Use Committee of the USGS Western Ecological or Patuxent Wildlife Research Centers and the University of Maryland, Baltimore County (Protocol EE070200710).

Tracking and analysis

Transmitters were programmed to obtain locations for 6 h each 2–3 days (Argos

PTTs) while GPS transmitters logged 12–24 locations each day, and data were uploaded every second day to the Argos satellite tracking system (CLS America Inc., Largo, MD, USA). Data were recovered via receivers aboard polar-orbiting weather satellites. CLS calculated PTT locations from the perceived Doppler-effect shifts in transmission frequency during a satellite overpass. The accuracy of each Doppler-derived location was rated by CLS and assigned a location class index. Standard and conventional location classes 0, 1, 2, and 3 indicated that the location was derived from ≥ 4 transmissions and possess 1-sigma error radii with accuracy of $> 1,000$ m, 350–1,000 m, 150–350 m, and ≤ 150 m, respectively. CLS does not attribute accuracy estimates for the auxiliary location classes A (3 transmissions) and B (2 transmissions). Transmitters from 2005 in India and Nepal were programmed to turn off in mid-December because of sponsor funding limitations.

ArcGIS 9.2 (Environmental Systems Research Institute, Inc., Redlands, California, USA) and Google Earth 5.0 (Google, Mountain View, California, USA) were used to plot and analyse the telemetry locations. The Doppler-derived location data were compiled and validated with the Douglas-Argos Filter Algorithm (D. Douglas, Version 7.03, <http://alaska.usgs.gov/science/biology/spatial/>). The filtering algorithm identified and removed implausible auxiliary Doppler locations based on distance moved, movement rate, and turning angle between each previous and subsequent location.

The spatial extent of migration was characterised for each sub-population by

creating minimum convex polygons through Animal Movement Extension (Hooge & Eichenlaub 1997). In this case, the minimum convex polygons were not used to represent individual home ranges or to compare area statistics. Instead, they were used as a simple method to visually group individuals together from the same sub-populations, and we smoothed the outline around areas without locations to create a better depiction of the geographic distribution from the satellite telemetry locations. Two-way analysis of variance tests were applied by age and sex to examine differences in the morphometrics of the geese from the Qinghai Lake and Terkhiin Tsagaan Lake sub-populations where the sample size was sufficient.

Results

Geographic variation

A total of 93,009 locations were obtained from the 60 satellite-marked Bar-headed Geese, with an average of 1,550 locations from each individual. All of the marked geese migrated within the Central Asian Flyway (Table 1), and their northernmost extent of migration was to west-central Mongolia (Prosser *et al.* 2009). The general movement patterns of individuals within each sub-population were similar, while the overall migration routes between sub-populations differed (Fig. 3).

China. In total, 52,971 locations were obtained from March 2007 through January 2009 for the 29 Bar-headed Geese marked at Qinghai Lake in the spring and fall of 2007 and 2008. These included 41,189 (77.8%) GPS locations and 11,782 (22.2%) Argos

locations, including 3,102 (26.4%) class 1–3 locations. Total numbers of Bar-headed Geese at Qinghai Lake exceed 10,000 individuals. Many geese moved south to post-breeding areas for moult (Table 1) from 20 June (range 9 June–2 July) to 7 September (21 August–10 September). This included a concentration of geese in the Maduo region of Qinghai Province, 300 km southwest of Qinghai Lake where several geese spent more than a month. Geese departed from Qinghai Lake during two time periods, likely representing: (1) non-breeding geese moving to moulting areas during the early phase, and (2) geese that attempted to breed departing at the later phase. After a period of up to 3 months in these areas, the geese commenced their fall migration in mid October and arrived at their wintering area near Lhasa in the southern TQP on 29 October to 9 December. Only one individual in the 2 years of study crossed the Himalaya and flew to the east coast of India near Satabhaya, Orissa State at the mouth of the Baltarani River on 9 December 2008 (Fig. 3). The wintering geese commenced their spring migration northwards between 7 March and 24 April. They arrived in the breeding area on the Qinghai Plateau from late March to early May, and they remained at the breeding grounds through mid June. Geese from this sub-population flew an average of 1,100 km from their wintering areas (29°30'N; 4,000 m elevation) to their breeding grounds (37°0'N; 3,200 m elevation).

India. In total, 10,020 locations were obtained for the six Bar-headed Geese marked at Keoladeo in the winter of 2005,

Table 1. Chronology of spring migration, breeding, post-breeding, fall migration, and wintering periods for Bar-headed Geese marked with satellite transmitters from four sub-populations: China ($n = 29$), India ($n = 6$), Mongolia ($n = 23$), and Nepal ($n = 2$). The number of geese used to estimate mean departure and arrival dates (date range in parentheses), and the number of days for each stage of the annual cycle (based on the estimated mean departure and arrival dates) are reported for each period.

Sub-population	Spring migration			Breeding area			Post-breeding area (moult)			Fall migration			Wintering area		
	<i>n</i>	Departure	Days	<i>n</i>	Arrival	Days	<i>n</i>	Arrival	Days	<i>n</i>	Departure	Days	<i>n</i>	Arrival	Days
China*	10	31 Mar (7 Mar–24 Apr)	20	7	22 Apr (27 Mar–10 May)	75	21	7 Jul (10 Jun–3 Jul)	101	22	16 Oct (29 Sep–29 Oct)	23	17	8 Nov (29 Oct–9 Dec)	142
India**	5	10 Apr (27 Mar–18 Apr)	1	5	11 Apr (28 Mar–19 Apr)	213	1	9 Jul (–)	154	3	10 Nov (1 Nov–20 Nov)	8	2	18 Nov (16 Nov–21 Nov)	143
Mongolia	1	29 Mar (–)	–	–	– (–)	–	–	– (–)	–	19	8 Sep (26 Aug–20 Sep)	78	8	25 Nov (26 Oct–15 Dec)	124
Nepal*	2	20 Mar (14 Mar–27 Mar)	34	2	23 Apr (16 April–1 May)	107	2	8 Aug (15 Jun–1 Oct)	114	2	30 Nov (25 Nov–5 Dec)	1	2	1 Dec (26 Nov–6 Dec)	108

*Bimodal arrival at post-breeding moult sites (early and late)

**One bird likely nested and failed in mid-April, then possibly attempted re-nesting in May before moving to a moulting area

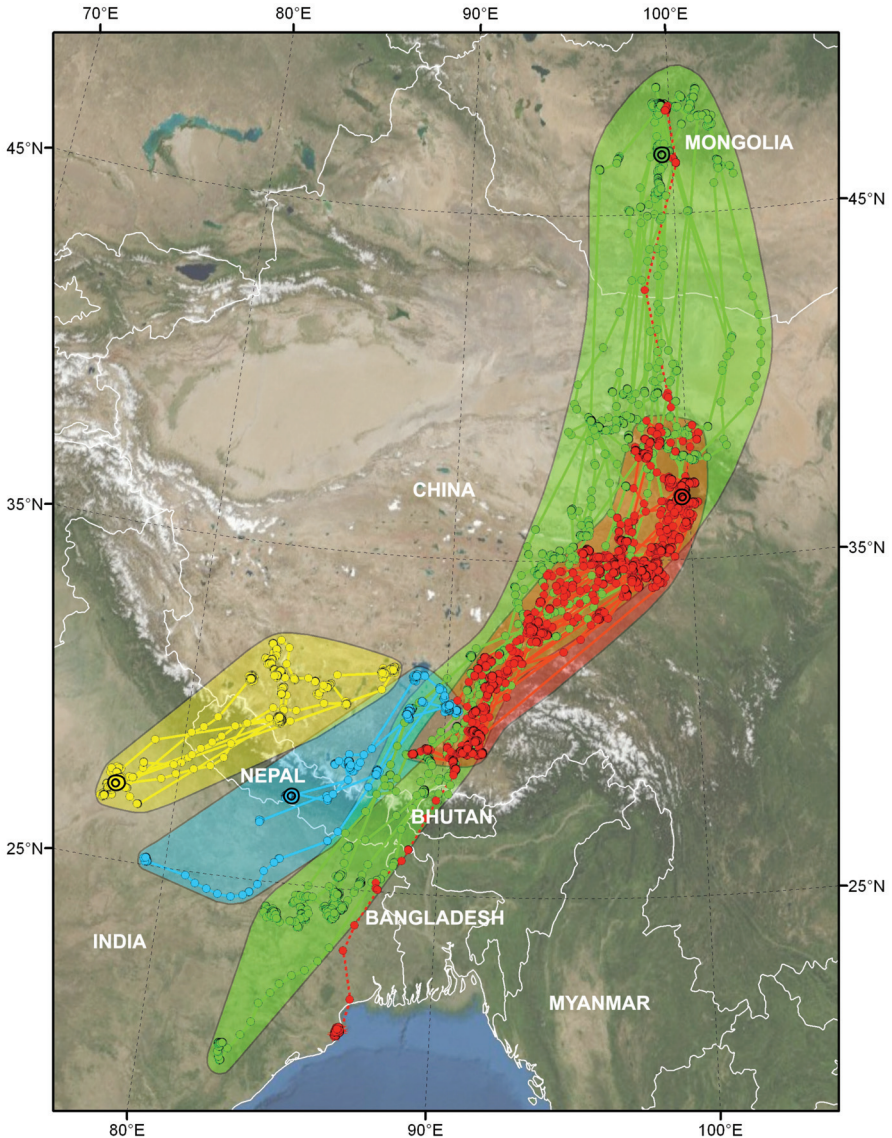


Figure 3. Locations (circles), migration pathways (lines), and capture areas (rings: see Capture sites for detailed description) for 60 Bar-headed Geese marked with satellite transmitters in China (red), India (yellow), Mongolia (green), and Nepal (blue). Representation of each sub-population was depicted with a 95% minimum convex polygon smoothed to remove areas without locations. The Himalayas are highlighted in white. The red-dotted line between China and Mongolia represents a goose marked pre-breeding (April) at Qinghai Lake, China, which migrated to Mongolia for breeding; all other red lines represent birds marked post-breeding at Qinghai Lake.

although we lost signals from one PTT shortly after deployment. These locations included 9,099 (90.8%) GPS locations and 921 (9.2%) Argos locations, including 554 (60.2%) class 1–3 locations. Numbers of Bar-headed Geese at Keoladeo were estimated at 1,500 to 2,000 geese. The geese departed from Keoladeo between 27 March and 18 April (mean 10 April) and soon thereafter, crossed the Himalayas in a single day (Table 1). Individuals arrived at breeding grounds on the TQP from 28 March to 19 April (mean = 11 April). One goose used the very same wetland as did the first Bar-headed Goose marked with a satellite transmitter five years earlier (Javed *et al.* 2000). The geese moved from river valleys to breeding lakes following the spring thaw. Signals from three PTTs ceased during the breeding season, but the remaining two birds initiated fall migration on 10 November and arrived back to wintering areas from 16–21 November (mean = 18 November) before their transmitters were programmed to turn-off in mid December. Geese from this sub-population flew an average of 800 km from wintering areas (27°30'N; 200 m elevation) to their breeding grounds (31°0'N; 4,800 m elevation).

Mongolia. In total, 22,239 locations were obtained for 23 Bar-headed Geese marked at Terkhiin Tsagaan Lake through January 2009. These included 17,341 (78.0%) GPS locations and 4,898 (22.2%) Argos locations, including 1,170 (23.9%) class 1–3 locations. In the vicinity of the lake, we estimated as many as 3,000 Bar-headed Geese. Fall migration was initiated from 26 August to 20 September (mean = 8

September; Table 1) and arrived at wintering areas in the Bihar and States of northeast India (Fig. 3) from 26 October–15 December (mean = 25 November). At least four Bar-headed Geese marked at Terkhiin Tsagaan Lake did not cross the Himalayas and instead over-wintered in Qinghai Province ($n = 2$) or the Tibetan Autonomous regions ($n = 2$) of the TQP. The spring migration was initiated on 29 March. Geese from this sub-population flew 3,000 km from wintering areas (22°30'N; 150 m elevation) to their breeding grounds (47°30'N; 2,100 m elevation).

Nepal. In total, 7,779 locations were obtained for the two Bar-headed Geese marked at Chitwan in January and February 2005. The small wintering population was estimated to be about 200–300 individuals. Tracking data were comprised of 7,240 (93.1%) GPS locations and 539 (6.9%) Argos locations, including 310 (74.4%) class 1–3 locations. The geese initiated spring migration from 14–27 March and crossed the Himalaya to the TQP in a single day (Table 1). They arrived at breeding areas by 23 April where they remained for 3 months. They moved to post-breeding areas for moult from 15 June–1 October, and they commenced their fall migration on 30 November, arriving at their wintering area in north central India between 26 November and 6 December. After their transmitters turned off in mid December, one individual was observed to the south of Nepal on the Ganges River plain of India in early January. Geese from this sub-population flew 500 km from wintering (27°30'N; 150 m elevation) to breeding areas (31°0'N; 5,000 m elevation).

Morphological variation

Analysis was performed for uncorrected body mass, culmen, and diagonal tarsus of male and female Bar-headed Geese (Fig. 4) from the China and Mongolia sub-populations where sample numbers were adequate for comparison. Measurements were not adjusted for sampling bias related to differences in sample periods, but culmen and tarsus measurements were unlikely to be biased since they do not change seasonally in adult birds. The interactions of sub-population and sex were confounded for both mass ($F_{1,98} = 16.6$, $P < 0.001$) and culmen ($F_{1,100} = 85.1$, $P < 0.001$). Males caught in the spring and the fall in China were heavier than Mongolian males caught in the late summer, while Mongolia females caught in the late summer were heavier than late summer females in China. Although the culmen of females from Mongolia were larger than those from China, the males had similar-sized culmens. However, tarsi were significantly larger for individuals from the Mongolian sub-population for both sexes ($F_{1,100} = 85.1$, $P < 0.001$).

Discussion

Geographic variation and intra-specific diversity

Distinct differences emerged in the wintering and breeding distribution of Bar-headed Geese marked across their range. Based on the migration pathways, we propose the existence of at least three sub-populations of Bar-headed Geese characterised by their primary use of distinct wintering areas and breeding grounds: India–Nepal, China, and Mongolia.

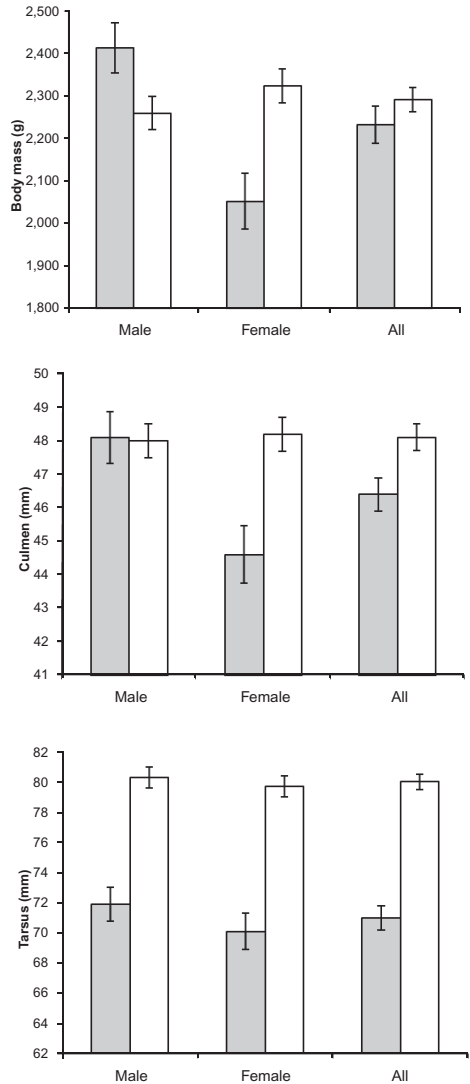


Figure 4. Differences in mean (\pm s.e.) unadjusted body mass, culmen, and diagonal tarsus measurements of adult male and female Bar-headed Geese captured at Qinghai Lake National Nature Reserve, China in April and September 2007 (shaded bars: 16 males, 13 females), and Terkhiin Tsagaan Lake, Mongolia in July 2008 (unshaded bars: 38 males, 35 females).

Geese captured at wintering areas in India–Nepal migrated short distances of 500–800 km from their wintering areas on the Indian subcontinent to breeding grounds in the southern TQP near Lhasa, but ascended more than 4,500 m in elevation. Geese captured in China migrated 400–800 km farther than geese from India–Nepal from their wintering areas to their breeding grounds on the TQP, but their breeding and winter areas were both at high elevation varying by only 800 m (wintering area, 4,000 m; breeding grounds 3,200 m). Finally, geese captured in Mongolia demonstrated a leap-frog migration (Salomonsen 1955) over the other sub-populations, flying 3,000 km from wintering areas on the Indian subcontinent 700 km south of geese from China to breeding grounds in Mongolia 1,200 km farther north.

Variation among sub-populations is of critical importance for a species to be resilient to environmental change, demographic stochasticity, and disease (Keller & Waller 2002; Jamieson *et al.* 2008). Sub-populations may possess behavioural, morphological, and physiological adaptations unique to their specific wintering and breeding habitats and migration pathways (Webster *et al.* 2002). These may reduce the vulnerability of the species as a whole to extreme environmental fluctuations. Data from numerous taxa have demonstrated that lowered variation is correlated with reduced population growth (Keller & Waller 2002), so the preservation of genetic diversity is now recognised as a key component in the development of management strategies for threatened populations around the world (Amos & Balmford 2001).

Sub-populations may arise because of the effects of any number of behavioural, geographic, or demographic factors (Grant & Grant 1987; Grant & Grant 2003). Migratory species like Bar-headed Geese with high levels of philopatry to both wintering and breeding grounds are more likely to have demographically independent sub-populations because of limited exchange of individuals across population segments (Esler 2000). Low rates of dispersal within populations may homogenise sub-populations genetically (Slatkin 1985), but fine-scale genetic relatedness among neighbouring nest clusters has been documented in migratory ducks (McKinnon *et al.* 2006; Waldeck *et al.* 2008) and geese (Fowler *et al.* 2005; Lecomte *et al.* 2009). Non-random dispersal may reinforce evolutionary differentiation at fine spatial scales (Garant *et al.* 2005) even if gene flow is occurring (Lecomte *et al.* 2009).

We suspect that because the migration of the Bar-headed Goose extends across a broad front (Miyabayashi & Mundkur 1999; Javed *et al.* 2000), they may have several distinct sub-populations. Greater White-fronted Goose *Anser albifrons* sub-populations exhibited breeding allopatry and temporal partitioning on staging and wintering areas across their Holarctic distribution. They may represent a group of sub-species connected by clines (Ely & Takekawa 1996) which also may be true of Bar-headed Geese at a smaller scale. Use of different migratory flyways contributed to partitioning of genetic variation for some species of ducks (Gay *et al.* 2004; Peters *et al.* 2005), but not in others (Cronin *et al.* 1996;

Pearce *et al.* 2004; Peters & Omland 2007). The monogamous behaviour of geese that typically pair on their wintering areas (Robertson & Cooke 1999) may sustain higher differentiation among their sub-populations.

Leap-frog migration and clinal variation

Although leap-frog migrations have been discussed for many passerine species (Kelly *et al.* 2002; Paxton *et al.* 2007) they have not been frequently reported for migratory geese (except Greylag Geese *Anser anser*, Madsen *et al.* 1999). Leap-frog migration may occur depending on the cost of spring migration in relation to its timing and the risks of the route taken (Bell 1997). Bar-headed Geese are characterised by small wintering flocks of up to a few thousand individuals, although they often nest colonially (Owen 1980). Detrimental effects (*i.e.* mortality or reduced condition) for individuals that occupy wintering areas with harsh climatic conditions nearer to breeding grounds may be offset by earlier arrival to breed (Bell 1997); thus, the migration strategy employed by Bar-headed Geese in China wintering on the southern TQP may be offset by the short distance to their breeding colony. Migratory routes may be selected based on survival during migration versus survival through the wintering period (Bell 1997).

Two (India–Nepal and Mongolia) of the three sub-populations that were studied migrated over the Himalaya, an ecological barrier to migration (Javed *et al.* 2000; Gill *et al.* 2009) that may have played a prominent role in the diversification of population segments. Bar-headed Geese that cross the

Himalayas during migration may have different survival rates than those that do not fly over, resulting in distinct migration strategies. Mortality during migration may be much higher than during other parts of the annual cycle (Silllett *et al.* 2000), so selection should favour behaviours that minimise these risks (Hedenstrom 2008; Gill *et al.* 2009). Migration over the Himalayas represents an immense physiological challenge (Ward *et al.* 2002; Scott & Milsom 2007; Lee *et al.* 2008), and one which may result in intense natural selection towards localised behavioural and phenotypic adaptations specific to each migration pathway.

We assumed that the behaviour of our radio-marked sample was representative of the sub-populations from which they were derived. However, not all geese from the different sub-populations showed similar movements. Some geese ($n = 4$) marked in Mongolia were confirmed to over-winter in the southern TQP, one goose marked at Qinghai Lake in the spring (April) migrated north to Mongolia (Prosser *et al.*, 2009), and one goose from Qinghai Lake migrated to northern India during the winter. Consistent with this finding, only three of 22 indirect recoveries were reported south of China from 802 Bar-headed Geese banded at Qinghai Lake from 1983–1985 (Lu 1997), and several Bar-headed Geese marked recently with collars in central Mongolia during the summer have been sighted in India (T. Mundkur, pers. comm.). In addition, several of the marked geese from Mongolia migrated through Bhutan, northeast India, and Assam, an area where Bar-headed Geese are reported to

commonly occur during the migration and in the winter (Choudhury 1997).

Goose populations that span the Northern Hemisphere such as the Greater White-fronted Goose show clinal variation in morphology (Ely *et al.* 2005). Even across a smaller geographic range, morphological measurements indicated that Bar-headed Geese from Mongolia had larger tarsi than geese from China, and females had larger culmens. These morphological differences were similar to other studies where the leap-frogged population consisted of smaller individuals (Salomonsen 1955; Alerstam & Högstedt 1985). The morphological differences may be a unique example of Bergmann's rule (1847) among Bar-headed Geese, where populations that breed farther north are larger in size. However, the geese in China stay at higher altitudes throughout the year, which might have an environmental effect similar to that of geese migrating farther north. When compared with geese at low altitudes, Bar-headed Geese have the largest wing-span and smallest wing loading, but their flight morphology was found to be similar (Lee *et al.* 2008, Scott & Milsom 2007).

Bar-headed Geese are renowned for their migration across the Himalayas (Swan 1970; Javed *et al.* 2000), and they are physiologically adapted for flying at high altitude (Faraci *et al.* 1984; Faraci *et al.* 1985; Ward *et al.* 2002; Scott & Milsom 2007). Our studies of sub-populations show that some of the individuals never cross over the Himalayas and remain at high altitude (> 3,200 m) for the entire year. It is surprising that these geese persist through the winter at such high altitudes, but their wintering

success in the Lhasa Valley and adjacent areas may be related to their ability to find food in the region's agricultural fields, rather than their inability to survive in cold temperatures.

Short-stopping and changing wintering habitats

In waterfowl, there is evidence of both "short-stopping", where groups winter farther north than normal when habitat conditions are favourable (Hestbeck *et al.* 1991) and "over-flying", where groups breed in more northern locations when local conditions vary annually (Johnson & Grier 1988; Miller *et al.* 2005). Surveys conducted in the Lhasa, Brahmaputra and Nyang River Valleys have shown an apparent increase in numbers of Bar-headed Geese wintering in the southern TQP. Surveys in the early 1990s indicated about 3,000 wintering Bar-headed Geese in the Lhasa watershed and 13,000–14,500 individuals in the overall region (Bishop *et al.* 1997; Lang *et al.* 2007). More recent surveys estimated 6,000 individuals in the Lhasa watershed in 2000–2001 (Lang *et al.* 2007), and 31,955 individuals wintering in the overall region in 2006 (Bishop & Tsamchu 2007).

The increasing size of this sub-population or larger numbers short-stopping in the region may be a result of establishment of a new nature reserve in 2003 (Bishop & Tsamchu 2007), as well as agricultural development within the region. Changes in wintering foods may have resulted in population growth, or in short-stopping of migrating geese that formerly crossed into India. The change in wintering

distribution where the southern migration distance is shortened over time also has been observed in Lesser Snow Geese in North America (Alisauskas 1998). Changes in wintering location in waterfowl species have been associated with changes in refuge and food availability (Abraham & Jefferies 1997; Hill & Frederick 1997), population size (Alisauskas 1998), or temperatures (Hestbeck *et al.* 1991). In Greater Snow Geese, distributional shifts may be related to the greater availability of corn fields in mid-Atlantic flyway states than farther south in recent decades and to increasing temperatures throughout the wintering grounds (Gauthier *et al.* 2004). Development of modern agriculture may improve the condition of geese as they arrive on their breeding grounds (Krapu *et al.* 1995), leading to population growth (van Eerden *et al.* 2005).

Climate change and habitat loss

The strength of migratory connectivity among sub-populations will influence the ability of migratory species to adapt to changing environmental conditions resulting from climate change (Webster *et al.* 2002). If connectivity among the Bar-headed Geese sub-populations is strong, then individuals within each sub-population have been subjected to similar selective pressures in both wintering and breeding locations. This may have resulted in local adaptation that could limit response to large-scale climate change (Webster *et al.* 2002). For migratory birds, the timing of arrival on breeding territories and overwintering grounds is a key determinant of reproductive success, survivorship, and

fitness (Cotton 2003; Arzel *et al.* 2006; Laaksonen *et al.* 2006; Ely *et al.* 2007). Migratory species time their spring arrival to breeding grounds to coincide with peaks in food abundance, including the chick-rearing period (Arzel *et al.* 2009), and climate change patterns can result in mistimed migrations that lower breeding success and decrease population size (Both *et al.* 2006). Global climate fluctuations have been demonstrated to affect adult survival and fecundity (Sillert *et al.* 2000; Boyd & Fox 2008), and there is growing evidence that the timing of avian migration is affected by climatic change (Ahola *et al.* 2004; Both & te Marvelde 2007; Macmynowski *et al.* 2007; Parmesan 2007; Saino & Ambrosini 2008; van Buskirk *et al.* 2009).

Climate-change related influences to TQP wetland habitats are predicted to be particularly dramatic (Xu *et al.* 2008; Ramanathan & Feng 2009). Annual temperatures have increased in parallel with warming over the Northern Hemisphere, and the rate of increase is positively correlated with elevation (Liu & Chen 2000; Holmes *et al.* 2009). In the northern regions warming trends have led to arid conditions and lowered rainfall, leading to drought and reduced vegetation (Xu *et al.* 2008). The southern region has experienced the opposite effect, including more humid weather and favourable conditions for vegetation (Xu *et al.* 2008). Species distributions are expected to shift to higher elevations and latitudes with climate change (Wilson *et al.* 2005); Bar-headed Geese may alter their breeding and wintering distributions throughout their range. Single-brooded species, like the Bar-headed Goose,

may be particularly sensitive to climate change if migration patterns become mistimed with periods of peak food availability during the breeding season (Jiguet *et al.* 2007), which has resulted in population decline in other species (Both *et al.* 2006). While reproductive chronology phenology may advance with climate change, high spring temperatures and extreme values during the summer extremes may decrease reproductive success to fledging (Dickey *et al.* 2008).

Changes in winter carrying capacity may lead to uneven effects on geographically defined breeding populations (Mills & Weir 2007), and Bar-headed Geese may be particularly susceptible to rapid demographic changes as their wintering areas differ greatly, and each are subject to unique ecological stressors. Species like Bar-headed Geese exhibiting “broad spatial and short temporal ecology” may be “among the best natural biotic indicators of present and future integrity of landscape and global processes” (Kelly & Hutto 2005). The spatial adaptability of Bar-headed Geese and other species that use wetlands on the TQP merit close examination in coming years to determine population response to changing habitat conditions. This region is equally sensitive to local anthropogenic land use, which can contribute to soil erosion, vegetation degradation, and land desertification (Wang *et al.* 2008; Holmes *et al.* 2009). Many arctic-breeding goose populations around the world have become increasingly dependent on agricultural habitats throughout their range (Fox *et al.* 2005; Jefferies & Drent 2006), adding an additional level of complexity to

their susceptibility to habitat loss and conversion.

Wetland loss and degradation in the Indian subcontinent is a concern (Foote *et al.* 1996) that could prove catastrophic, especially to small, highly site-faithful populations (Ely & Takekawa 1996). Conflicting water demands threaten the wetlands of Keoladeo National Park, and proposed development of a paper plant (R. Suwal, pers. comm.) may have a negative effect on the riverine habitats of Chitwan National Park.

Disease transmission

Finally, geographic variation in sub-populations may be critical for understanding transmission of diseases such as highly pathogenic avian influenza H5N1. Bar-headed Goose populations have proven highly susceptible to HPAI H5N1 (Brown *et al.* 2008), and they were the main victim in the largest wild bird outbreak at Qinghai Lake in 2005 (Chen *et al.* 2005; Liu *et al.* 2005). Wild bird outbreaks occurring in the southern TQP near Lhasa may be linked by the Bar-headed Geese migrating from Qinghai Lake, but our sub-population delineation suggests that direct connectivity to wintering areas in India and Russia (Webster *et al.* 2006) is not as likely. Potential transmission risks at both ends of the flyway (Pearce *et al.* in press) may be clarified by developing a better understanding of the sub-populations that are represented across a species range.

Acknowledgements

This work was supported by the United States Geological Survey (Western Ecological Research

Center, Patuxent Wildlife Research Center, Alaska Science Center, and Wild Bird Avian Influenza Program), British Broadcasting System (M. Hughes-Games), the United Nations Food and Agriculture Organization AGAH-EMPRES Wildlife Unit, National Science Foundation Small Grants for Exploratory Research (No. 0713027), the Government of Sweden through donation OSRO/GLO/GO1/SWE, the Natural Sciences and Engineering Research Council of Canada, the Biotechnology and Biological Sciences Research Council of the UK, and the Chinese Academy of Sciences (No. 2007FY210700, INFO-115-D02, KSCX2-YW-N-063 and 2005CB523007). We thank S. Haseltine, R. Kearney, P. Bright, S. Schwarzbach, and J. Howell of USGS for support. For logistics and field support, we are grateful to the following groups and individuals: China – the Qinghai Lake National Nature Reserve staff (Z. Xing, D. Zhang), Qinghai Forestry Bureau (S. Li), Chinese Academy of Sciences (F. Lei, X. Hu, L. Hu, N. Kong, Z. Luo, J. Liu), U.S. Embassy (W. Chang, D. Jassem), and USGS (E. Palm, K. Spragens, S. Muzaffar); India – Ministry of Forestry, Rajasthan Forestry Warden, and Keoladeo National Park (A. Prasad), the BBC (M. Hughes-Games), A. Hussain, and M. Alam; Mongolia – the Mongolian Academy of Sciences, Wildlife Science and Conservation Center, M. McLean, A. Schultz, and M. Denver; and Nepal – NepalNature (H. S. Nepali), Chitwan National Park, M. Hughes-Games and G. Badger (BBC). E. Palm and K. Spragens provided valuable assistance with tables and figures. N. Hill, S. De La Cruz, K. Phillips, and R. Kirby provided helpful comments to strengthen earlier versions of this manuscript. The use of trade, product, or firm names in this publication is for descriptive purposes only and does not imply endorsement by the U.S. Government.

References

- Abraham, K.F. & Jefferies, R.L. 1997. High goose populations: causes, impacts and implications. In B. D. J. Batt (ed.), *Arctic ecosystems in peril: report of the Arctic Goose habitat working group*.
- Arctic Goose Joint Venture, Canadian Wildlife Service and U.S. Fish & Wildlife Service, Washington DC, USA.
- Ahola, M., Laaksonen, T., Sippola, K., Eeva, T., Rainio, K. & Lehtikoinen, E. 2004. Variation in climate warming along the migration route uncouples arrival and breeding dates. *Global Change Biology* 10: 1610–1617.
- Alerstam, T.H. & Högstedt, G. 1985. Sheltered nesting in birds – a reply to Greenwood and an evaluation of the Canadian avifauna. *Ornis Scandinavica* 16: 158–162.
- Alisauskas, R.T. 1998. Winter range expansion and relationships between landscape and morphometrics of midcontinent Lesser Snow Geese. *Auk* 115: 851–862.
- Amos, W. & Balmford, A. 2001. When does conservation genetics matter? *Heredity* 87: 257–265.
- Arzel, C., Elmberg, J. & Guillemain, M. 2006. Ecology of spring-migrating Anatidae: a review. *Journal of Ornithology* 147: 167–184.
- Arzel, C., Elmberg, J., Guillemain, M., Lepley, M., Bosca, F., Legagneux, P. & Nogués, J.-B. 2009. A flyway perspective on food resource abundance in a long-distance migrant, the Eurasian Teal (*Anas crecca*). *Journal of Ornithology* 150: 61–73.
- Avise, J.C., Alisauskas, R.T., Nelson, W.S. & Ankney, C.D. 1992. Matriarchal population genetic-structure in an avian species with female natal philopatry. *Evolution* 46: 1084–1096.
- Bell, C.P. 1997. Leap-frog migration in the fox sparrow: minimizing the cost of spring migration. *Condor* 99: 470–477.
- Bensch, S., Andersson, T. & Åkesson, S. 1999. Morphological and molecular variation across a migratory divide in willow warblers, *Phylloscopus trochilus*. *Evolution* 53: 1925–1935.

- Bergmann, C. 1847. Über die Verhältnisse der Wärmeökonomie der thiere zu ihrer Grösse. *Göttinger Stud* 1: 595–708.
- Bishop, M.A. & Tsamchu, D. 2007. Tibet Autonomous Region January 2007 Survey for Black-necked Crane, Common Crane, and Bar-Headed Goose. *China Crane News* 11: 24–26.
- Bishop, M.A., Yanling, S., Zhouma, C. & Binyuan, G. 1997. Bar-headed Geese *Anser indicus* wintering in south-central Tibet. *Wildfowl* 48: 118–126.
- Both, C., Bouwuis, S., Lessells, C.M. & Visser, M.E. 2006. Climate change and population declines in a long-distance migratory bird. *Nature* 441: 81–83.
- Both, C. & te Marvelde, L. 2007. Climate change and timing of avian breeding and migration throughout Europe. *Climate Research* 35: 93–105.
- Boyd, H. & Fox, A.D. 2008. Effects of climate change on the breeding success of White-fronted Geese *Anser albifrons flavirostris* in west Greenland. *Wildfowl* 58: 55–70.
- Brown, J.D., Stallknecht, D.E. & Swayne, D.E. 2008. Experimental infection of swans and geese with highly pathogenic avian influenza virus (H5N1) of Asian lineage. *Emerging Infectious Diseases* 14: 136–142.
- Chen, H., Smith, G.J.D., Zhang, S.Y., Qin, K., Wang, J., Li, K.S., Webster, R.G., Peiris, J.S.M. & Guan, Y. 2005. H5N1 virus outbreak in migratory waterfowl. *Nature* 436: 191–192.
- Choudhury, A. 1997. The bar-headed goose in north-eastern India and Bhutan. *Journal of the Ecological Society* 10: 17–19.
- Cotton, P.A. 2003. Avian migration phenology and global climate change. *Proceedings of the National Academy of Sciences of the United States of America* 100: 12219–12222.
- Cronin, M.A., Grand, J.B., Esler, D., Derksen, D.V. & Scribner, K.T. 1996. Breeding populations of northern pintails have similar mitochondrial DNA. *Canadian Journal of Zoology* 74: 992–999.
- Dickey, M.-H., Gauthier, G. & Cadieux, M.-C. 2008. Climate effects on the breeding phenology and reproductive success of an arctic-nesting goose species. *Global Change Biology* 14: 1973–1985.
- Ely, C.R., Bollinger, K.S., Densmore, R.V., Rothe, T.C., Petrula, M.J., Takekawa, J.Y. & Orthmeyer, D.L. 2007. Reproductive strategies of Northern Geese: Why wait? *Auk* 124: 594–605.
- Ely, C.R., Fox, A.D., Alisauskas, R.T., Andreev, A., Bromley, R.G., Degtyarev, A.G., Ebbinge, B., Gurtovaya, E.N., Kerbes, R., Kondratyev, A.V., Kostin, I., Krechmar, A.V., Litvin, K.E., Miyabayashi, Y., Moou, J.H., Oates, R.M., Orthmeyer, D.L., Sabano, Y., Simpson, S.G., Solovieva, D.V., Spindler, M.A., Syroechkovsky, Y.V., Takekawa, J.Y. & Walsh, A. 2005. Circumpolar variation in morphological characteristics of Greater White-Fronted Geese *Anser albifrons*. *Bird Study* 52: 104–119.
- Ely, C.R. & Scribner, K.T. 1994. Genetic diversity in arctic-nesting geese, implications for management and conservation. *Transactions of the North American Wildlife and Natural Resources Conference* 59: 91–110.
- Ely, C.R. & Takekawa, J.Y. 1996. Geographic variation in migratory behavior of greater white-fronted geese (*Anser albifrons*). *Auk* 113: 889–901.
- Endler, J. 1977. *Geographic variation, speciation, and clines*. Princeton University Press, Princeton, New Jersey, USA.
- Esler, D. 2000. Applying metapopulation theory to conservation of migratory birds. *Conservation Biology* 14: 366–372.
- Faraci, F.M., Kilgore, D.L., Jr. & Fedde, M.R. 1984. Oxygen delivery to the heart and brain during hypoxia: Pekin duck vs. bar-headed

- goose. *American Journal of Physiology* 247: R69–75.
- Faraci, F.M., Kilgore, D.L., Jr. & Fedde, M.R. 1985. Blood flow distribution during hypocapnic hypoxia in Pekin ducks and bar-headed geese. *Respiratory Physiology* 61: 21–30.
- Foote, A.L., Pandey, S. & Krogman, N.T. 1996. Processes of wetland loss in India. *Environmental Conservation* 23: 45–54.
- Fowler, A.C. 2005. Fine-scale spatial structuring in cackling Canada geese related to reproductive performance and breeding philopatry. *Animal Behaviour* 69: 973–981.
- Fox, A.D., Madsen, J., Boyd, H., Kuijken, E., Norriss, D.W., Tombre, I.M. & Stroud, D.A. 2005. Effects of agricultural change on abundance, fitness components and distribution of two arctic-nesting goose populations. *Global Change Biology* 11: 881–893.
- Ganter, B., Boyd, W.S., Baranyuk, V.V. & Cooke, F. 2005. First pairing in Snow Geese *Anser caerulescens*: at what age and at what time of year does it occur? *Ibis* 147: 57–66.
- Garant, D., Kruuk, L.E.B., Wilkin, T.A., McCleery, R.H. & Sheldon, B.C. 2005. Evolution driven by differential dispersal within a wild bird population. *Nature* 433: 60–65.
- Gauthier, G., Bety, J., Giroux, J.-F. & Rochefort, L. 2004. Trophic interactions in a high arctic snow goose colony. *Integrative and Comparative Biology* 44: 119–129.
- Gay, L., Du Rau, P.D., Mondain-Monval, J.Y. & Crochet, P.A. 2004. Phylogeography of a game species: the red-crested pochard (*Netta rufina*) and consequences for its management. *Molecular Ecology* 13: 1035–1045.
- Gill, R.E., Tibbitts, T.L., Douglas, D.C., Handel, C.M., Mulcahy, D.M., Gottschalck, J.C., Warnock, N., McCaffery, B.J., Battley, P.F. & Piersma, T. 2009. Extreme endurance flights by landbirds crossing the Pacific Ocean: ecological corridor rather than barrier? *Proceedings of the Royal Society B-Biological Sciences* 276: 447–458.
- Glenn, T.C., Stephan, W. & Braun, M.J. 1999. Effects of a population bottleneck on Whooping Crane mitochondrial DNA variation. *Conservation Biology* 13: 1097–1107.
- Gole, P. 1997. The elusive Bar-headed Goose. *Journal of the Ecological Society* 10: 3–5.
- Gopal, B. 1994. Keoladeo Ghana Bird Sanctuary: a wetland managed for wildlife (Bharatpur, India). In B.C. Patten (ed.), *Wetlands and shallow continental water bodies, Volume 2*, pp. 457–466. SPB Academic Publishing, The Hague, the Netherlands.
- Grant, B.R. & Grant, P.R. 2003. What Darwin's finches can teach us about the evolutionary origin and regulation of biodiversity. *BioScience* 53: 965–975.
- Grant, P.R. & Grant, B.R. 1987. Genetics and the origin of bird species. *Proceedings of the National Academy of Sciences of the United States of America* 94: 7768–7775.
- Green, A.J. 1992. Wildfowl at risk, 1992. *Wildfowl* 43: 160–184.
- Hedenstrom, A. 2008. Adaptations to migration in birds: behavioural strategies, morphology and scaling effects. *Philosophical Transactions of the Royal Society B-Biological Sciences* 363: 287–299.
- Hestbeck, J.B., Nichols, J.D. & Malecki, R.A. 1991. Estimates of movement and site fidelity using mark resight data of wintering Canada Geese *Ecology* 72: 523–533.
- Hill, M.R.J. & Frederick, R.B. 1997. Winter movements and habitat use by greater snow geese. *Journal of Wildlife Management* 61: 1213–1221.
- Holmes, J.A., Cook, E.R. & Yang, B. 2009. Climate change over the past 2000 years in Western China. *Quaternary International* 194: 91–107.

- Hooge, P. N., & B. Eichenlaub. 1997. *Animal movement extension to ArcView. Version 2.04*. U.S. Geological Survey, Alaska Biological Science Center, Anchorage, USA.
- Iverson, S.A. & Esler, D. 2006. Site fidelity and the demographic implications of winter movements by a migratory bird, the harlequin duck *Histrionicus histrionicus*. *Journal of Avian Biology* 37: 219–228.
- Jamieson, I.G., Grueber, C.E., Waters, J.M. & Gleeson, D.M. 2008. Managing genetic diversity in threatened populations: a New Zealand perspective. *New Zealand Journal of Ecology* 32: 130–137.
- Javed, S., Takekawa, J.Y., Douglas, D.C., Rahmani, A.R., Kanai, Y., Nagendran, M., Choudhury, B.C. & Sharma, S. 2000. Tracking the spring migration of a bar-headed goose (*Anser indicus*) across the Himalaya with satellite telemetry. *Global Environmental Research* 2: 195–205.
- Jefferies, R.L. & Drent, R.H. 2006. Arctic geese, migratory connectivity and agricultural change: calling the sorcerer's apprentice to order. *Ardea* 94: 537–554.
- Jiguet, F., Gadot, A.-S., Julliard, R., Newson, S.E. & Couvet, D. 2007. Climate envelope, life history traits and resilience of birds facing global change. *Global Change Biology* 13: 1672–1684.
- Johansson, U.S., Alstrom, P., Olsson, U., Ericson, P.G.R., Sundberg, P. & Price, T.D. 2007. Build-up of the Himalayan avifauna through immigration: A biogeographical analysis of the *Phylloscopus* and *Seicercus* warblers. *Evolution* 61: 324–333.
- Johnson, D.H. & Grier, J.W. 1988. Determinants of breeding distributions of ducks *Wildlife Monographs*: 1–37.
- Keller, L.K. & Waller, D.M. 2002. Inbreeding effects in wild populations. *Trends in Ecology and Evolution* 17: 230–241.
- Kelly, J.F., Atudorei, V., Sharp, Z.D. & Finch, D.M. 2002. Insights into Wilson's warbler migration from analyses of hydrogen stable-isotope ratios. *Oecologia* 130: 216–221.
- Kelly, J.F. & Hutto, R.L. 2005. An east-west comparison of migration in North American wood warblers. *Condor* 107: 197–211.
- Krapu, G.L., Reinecke, K.J., Jorde, D.G. & Simpson, S.G. 1995. Spring-staging ecology of midcontinent greater white-fronted geese. *Journal of Wildlife Management* 59: 736–746.
- Laaksonen, T., Ahola, M., Eeva, T., Vaisanen, R.A. & Lehikoinen, E. 2006. Climate change, migratory connectivity and changes in laying date and clutch size of the pied flycatcher. *Oikos* 114: 277–290.
- Lang, A., Bishop, M.A. & Le Sueur, A. 2007. An annotated list of birds wintering in the Lhasa river watershed and Yamzho Yumco, Tibet Autonomous Region, China. *Forktail* 23: 1–11.
- Lecomte, N., Gauthier, G., Giroux, J.F., Milot, E. & Bernatchez, L. 2009. Tug of war between continental gene flow and rearing site philopatry in a migratory bird: the sex-biased dispersal paradigm reconsidered. *Molecular Ecology* 18: 593–602.
- Lee, S.Y., Scott, G.R. & Milsom, W.K. 2008. Have wing morphology or flight kinematics evolved for extreme high altitude migration in the bar-headed goose? *Comparative Biochemistry and Physiology C-Toxicology & Pharmacology* 148: 324–331.
- Liu, J., Xiao, H., Lei, F., Zhu, Q., Qin, K., Zhang, X.W., Zhang, X.L., Zhao, D., Wang, G., Feng, Y., Ma, J., Liu, W., Wang, J. & Gao, G.F. 2005. Highly pathogenic H5N1 influenza virus infection in migratory birds. *Science* 309: 1206.
- Liu, X.D. & Chen, B.D. 2000. Climatic warming in the Tibetan Plateau during recent decades. *International Journal of Climatology* 20: 1729–1742.
- Liu, Y., Zhai, Y., Gao, J. & Ni, S. 2004. Assessment of grassland degradation near Lake Qinghai, West China, using Landsat TM

- and in situ reflectance spectra data. *International Journal of Remote Sensing* 24: 4177–4189.
- Lovette, I.J., Clegg, S.M. & Smith, T.B. 2004. Limited utility of mtDNA markers for determining connectivity among breeding and overwintering locations in three neotropical migrant birds. *Conservation Biology* 18: 156–166.
- Lu, J. 1997. Distribution of barheaded goose in China. *Journal of the Ecological Society* 10: 8–9.
- Macmynowski, D.P., Root, T.L., Ballard, G. & Geupel, G.R. 2007. Changes in spring arrival of Nearctic–Neotropical migrants attributed to multiscalar climate. *Global Change Biology* 13: 2239–2251.
- Madsen, J., Cracknell, G. & Fox, A.D. (eds.) 1999. *Goose populations of the Western Palearctic. A review of status and distribution*. Wetlands International, Wageningen, the Netherlands and National Environmental Research Institute, Rönde, Denmark.
- McKinnon, L., Gilchrist, H.G. & Scribner, K.T. 2006. Genetic evidence for kin-based female social structure in common eiders (*Somateria mollissima*). *Behavioural Ecology* 17: 614–621.
- Middleton, B. 1989. Succession and goose herbivory, in monsoonal wetlands of the Keoladeo National Park, Bharatpur, India. Ph.D. thesis, Iowa State University, Ames, Iowa, USA.
- Miller, M. R., Takekawa, J. Y., Fleskes, J. P., Orthmeyer, D. L., Casazza, M. L., & Perry W. M. 2005. Spring migration of Northern Pintails with satellite telemetry from California's Central Valley wintering area tracked with satellite telemetry: routes, timing, and destinations. *Canadian Journal of Zoology* 83: 1314–1332.
- Mills, A.M. & Weir, C.J. 2007. Winter commingling of populations of migratory species can cause breeding range underpopulation. *Oikos* 116: 2062–2070.
- Milot, E., Gibbs, H.L. & Hobson, K.A. 2000. Phylogeography and genetic structure of northern populations of the yellow warbler (*Dendroica petechia*). *Molecular Ecology* 9: 667–681.
- Miyabayashi, Y. & Mundkur, T. 1999. Atlas of Key Sites for Anatidae in the East Asian Flyway. <<http://www.jawgp.org/anet/aaa1999/aaaendx.htm>>. Wetlands International – Japan, Tokyo, and Wetlands International – Asia Pacific, Kuala Lumpur.
- Moritz, C. 1994. Defining evolutionary-significant-units for conservation. *Trends in Ecology & Evolution* 9: 373–375.
- Owen, M. 1980. *Wild geese of the world: their life history and ecology*. Batsford, London, UK.
- Paetkau, D. 1999. Using genetics to identify intraspecific conservation units: a critique of current methods. *Conservation Biology* 13: 1507–1509.
- Parmesan, C. 2007. Influences of species, latitudes and methodologies on estimates of phenological response to global warming. *Global Change Biology* 13: 1860–1872.
- Paxton, K.L., van Riper, C., Theimer, T.C. & Paxton, E.H. 2007. Spatial and temporal migration patterns of Wilson's Warbler (*Wilsonia pusilla*) in the southwest as revealed by stable isotopes. *Auk* 124: 162–175.
- Pearce, J.M., Ramey, A.M., Flint, P.L., Koehler, A.V., Fleskes, J.P., Franson, J.C., Hall, J.S., Derkson, D.V. & Ip, H.S. In press. Avian influenza at both ends of a migratory flyway: characterizing viral genomic diversity to optimize surveillance plans for North America. *Evolutionary Applications* 00: 000–000.
- Pearce, J.M., Talbot, S.L., Pierson, B.J., Petersen, M.R., Scribner, K.T., Dickson, D.L. & Mosbech, A. 2004. Lack of spatial genetic structure among nesting and wintering King Eiders. *Condor* 106: 229–240.

- Peters, J.L., Gretes, W. & Omland, K.E. 2005. Late Pleistocene divergence between eastern and western populations of wood ducks (*Aix sponsa*) inferred by the 'isolation with migration' coalescent method. *Molecular Ecology* 14: 3407–3418.
- Peters, J.L. & Omland, K.E. 2007. Population structure and mitochondrial polyphyly in North American Gadwalls (*Anas strepera*). *Auk* 124: 444–462.
- Prosser, D.J., Takekawa, J.Y., Newman, S.H., Yan, B., Douglas, D.C., Hou, Y., Xing, Z., Li, T., Li, Y., Zhao, D., Perry, W.M., Palm, E.C. & Zhang, D. 2009. Satellite-marked waterfowl reveal migratory connection between H5N1 outbreak areas in China and Mongolia. *Ibis* 151: 568–576.
- Ramanathan, V. & Feng, Y. 2009. Air pollution, greenhouse gases and climate change: Global and regional perspectives. *Atmospheric Environment* 43: 37–50.
- Robertson, G. & Cooke, F. 1999. Winter philopatry in migratory waterfowl. *Auk* 116: 20–34.
- Ruokonen, M., Kvist, L. & Lumme, J. 2000. Close relatedness between mitochondrial DNA from seven Anser goose species. *Journal of Evolutionary Biology* 13: 532–540.
- Saino, N. & Ambrosini, R. 2008. Climatic connectivity between Africa and Europe may serve as a basis for phenotypic adjustment of migration schedules of trans-Saharan migratory birds. *Global Change Biology* 14: 250–263.
- Salomonsen, F. 1955. The evolutionary significance of bird migration. *K. Danske Videnskab Selskab Biol. Medd* 22: 3–62.
- Scott, G.R. & Milsom, W.K. 2007. Control of breathing and adaptation to high altitude in the bar-headed goose. *American Journal of Physiology-Regulatory Integrative and Comparative Physiology* 293: R379–R391.
- Sillett, T.S., Holmes, R.T. & Sherry, T.W. 2000. Impacts of a global climate cycle on population dynamics of a migratory songbird. *Science* 288: 2040–2042.
- Slatkin, M. 1985. Rare alleles as indicators of gene flow. *Evolution* 39: 53–65.
- Swan, L.W. 1970. Goose of the Himalayas. *Natural History* 79: 68–74.
- Syroechkovsky, E.V., Cooke, F. & Sladen, W.J.L. 1994. Population structure of the lesser snow geese of Wrangel Island, Russia. *Ecoscience* 1: 311–316.
- van Buskirk, J., Mulvihill, R.S. & Leberman, R.C. 2009. Variable shifts in spring and autumn migration phenology in North American songbirds associated with climate change. *Global Change Biology* 15: 760–771.
- van Eerden, M.R., Drent, R.H., Stahl, J. & Bakker, J.P. 2005. Connecting seas: western Palaearctic continental flyway for water birds in the perspective of changing land use and climate. *Global Change Biology* 11: 894–908.
- Vijayan, V.S. 1988. Keoladeo National Park ecology study: annual report 1987. Bombay Natural History Society, Bombay, India.
- Waldeck, P., Andersson, M., Kilpi, M. & Ost, M. 2008. Spatial relatedness and brood parasitism in a female-philopatric bird population. *Behavioural Ecology* 19: 67–73.
- Wang, X.D., Zhong, X.H., Liu, S.Z., Liu, J.G., Wang, Z.Y. & Li, M.H. 2008. Regional assessment of environmental vulnerability in the Tibetan Plateau: Development and application of a new method. *Journal of Arid Environments* 72: 1929–1939.
- Ward, S., Bishop, C.M., Woakes, A.J. & Butler, P.J. 2002. Heart rate and the rate of oxygen consumption of flying and walking barnacle geese (*Branta leucopsis*) and bar-headed geese (*Anser indicus*). *Journal of Experimental Biology* 205: 3347–3356.

- Webster, M.S., Marra, P.P., Haig, S.M., Bensch, S. & Holmes, R.T. 2002. Links between worlds: unraveling migratory connectivity. *Trends in Ecology & Evolution* 17: 76–83.
- Webster, R.G., Peiris, M., Chen, H. & Guan, Y. 2006. H5N1 outbreaks and enzootic influenza. *Emerging Infectious Diseases* 12: 3–8.
- Wilson, R.J., Gutierrez, D., Gutierrez, D.M., Agundo, R. & Monserrat, V.J. 2005. Changes to the elevational limits and extent of species ranges associated with climate change. *Ecology Letters* 8: 1138–1146.
- Wurdinger, I. 2005. Bar-headed Goose *Anser indicus*. In J. Kear (ed.), *Bird Families of the World: Ducks, Geese and Swans*. Oxford University Press, Oxford, UK.
- Xu, X.K., Chen, H. & Levy, J.K. 2008. Spatiotemporal vegetation cover variations in the Qinghai-Tibet Plateau under global climate change. *Chinese Science Bulletin* 53: 915–922.
- Zink, R.M. 1989. The study of geographic variation. *Auk* 106: 157–160.